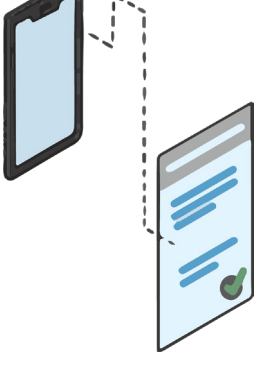


Your Next Steps at LBCC:

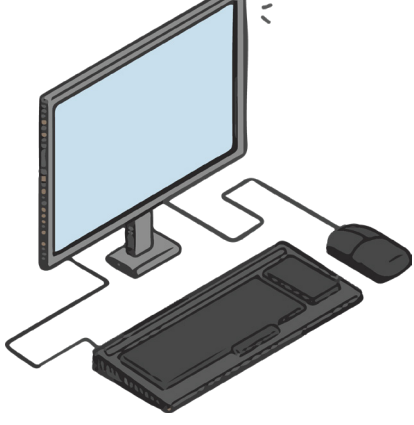
Application to Registration

1. Apply to LBCC.




- Submit your application to LBCC: linnbenton.edu/apply
- Apply as a **degree-seeking student**. (unless you want to take under 5 credits)
- **You will hear from the college by email** once your application has been processed. It may take up to a week to hear back.

2. Set up your Single Sign On




- **Single Sign On (SSO)** is a portal that allows you to access many different web tools that you'll use as a LBCC student. With SSO you only need **one set of credentials to log in to many different spaces**. SSO utilizes your student ID as your username.
- You can set up SSO **as soon as you've been accepted to LBCC**. You must set it up to complete your next steps.
- See these instructions on how to set up your SSO: [All About My LBCC Single Sign-On](#).

3. Prepare for your Online Orientation.



- Send official transcripts of prior college experience (if applicable): [Transcripts](#).
- Examine your interests and your options at LBCC: [Career Coach](#).
- If you'd like to meet with a Career Specialist prior to orientation, you can reach out to [The Advising Center](#).
- If interested in some of our Trades or Transportation programs, you may want to connect with a program representative to learn more about the expectations and needs for those programs, such as upfront costs, minimum requirements, and opportunities for sponsorship: [Applied Industrial Technology & Transportation](#).

4. Complete Part 1 of Online Orientation.



Online Orientation opens up a few months before the start date of each term. **You'll be emailed with instructions and an access date for when you can start.**

Complete Part 1 of Online Orientation:

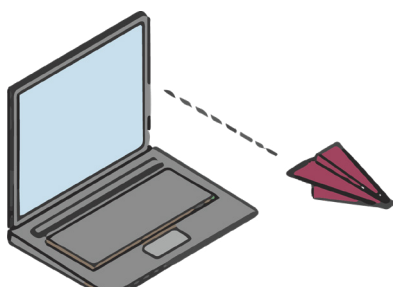
- a. Learn about college lingo, resources, how to navigate college, and all about degrees and certificates.
- b. Determine **placement** level in math and writing.

What is placement?

LBCC requires a placement level in the subjects of math and writing to determine where you will start. You have a few different options for determining placement:

- 1. Self-placement:** In Online Orientation, learn about the different math and writing levels at LBCC and evaluate your own skills to decide which level fits you best.
- 2. Prior credit or test scores:**
 - College credits in math and writing
 - AP test scores
 - College Now credit
 - Smarter Balanced scores
 - Official GED Honors scores
- 3. LBCC's placement test:** You can take LBCC's placement test if you're unsure where you stand. You'll be able to access placement tests in Online Orientation.

5a. Submit your Getting to Know You Form.



At the end of Part 1 of Online Orientation, make sure you **submit your Getting to Know You Form**. On the form, fill out:

- math and writing placement information
- preferred major at LBCC
- other information you would like us to know

5b. Receive and review your Recommended First Term Guide

An enrollment expert will reach out to you **by email with:**

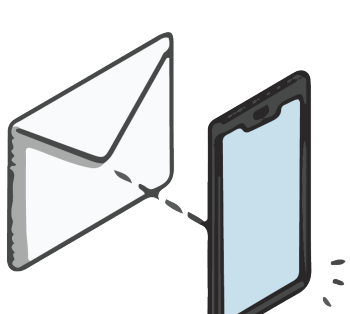
- **Next steps and instructions on how to register**
- **A Recommended First Term Guide**
- **An alternate pin (needed for registration)**
- **A completion code to access Part 2 of Online Orientation**

6. Complete Part 2 of Online Orientation and register for classes.



- Using the information in your **Recommended First Term Guide and Part 2 of your Online Orientation**, register for your classes.

7. Access your student email.



- Once you're registered for classes, you can access your LBCC student email account. Every enrolled student has access to a student email account run through Gmail. **All important college communications will go to this address.**
- See instructions here: [LBCC Student Email FAQ](#).

8. Complete Part 3 of Orientation & prepare for the first day of classes.



- Access Part 3 of Online Orientation.
- Check in with the [Financial Aid](#) office to ensure you're on track with any applicable aid.
- Purchase books and supplies from the Campus Store: [Campus Store](#).
- Review class syllabi when available.
- Watch the academic calendar for important term dates and deadlines: [Academic Calendar](#).
- Attend the first session of each of your classes: if you don't attend, you may be dropped from the class.

Questions?

Contact the First Resort:

Email: firstresort@linnbenton.edu

Website: linnbenton.edu/first-resort



Linn-Benton
Community College