

Hanging indent

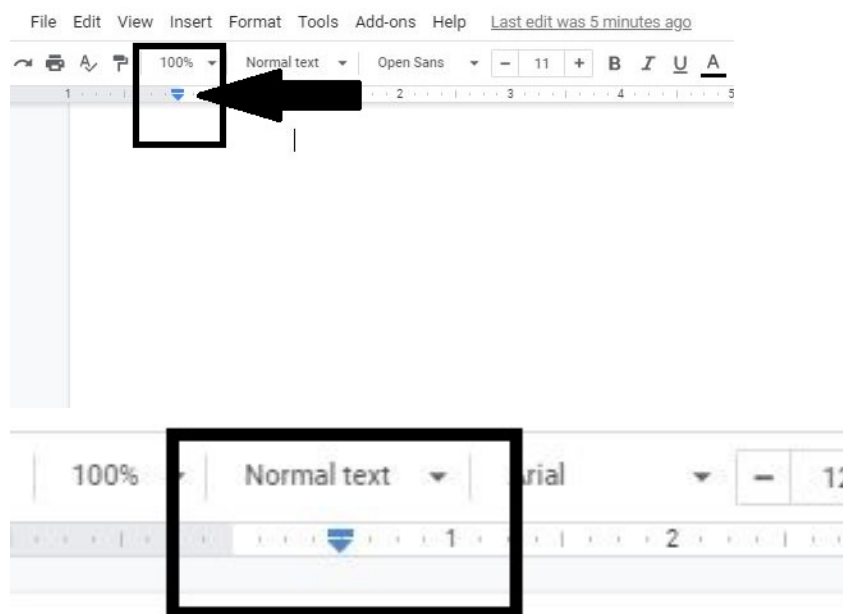
In Google Docs

- Select/highlight all of the text desired to have a hanging indent (e.g., all of the Works Cited or References page).

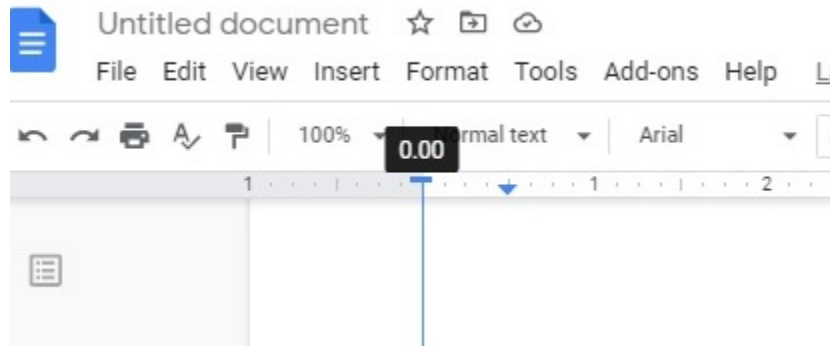
Smithovsky, Johnniedoe. "How Huskies are Wild and Crazy." *Huskies are Wild*. National Huskies are Amazing Foundation. www.huskiesarewild/thisisanexample.com

"Portabella Mushrooms and Why People Eat Them." *There's Fungus Amongus*, vol. 1, no. 1, 2021, pp. 1-2.

- Grab/left-click on the triangle in the ruler at the top of the page and drag to the right .5" (half an inch).



- Grab/left-click on the rectangle above the triangle (making sure to not click the triangle), and drag back to the left to “0”.



- This should make the hanging indent.

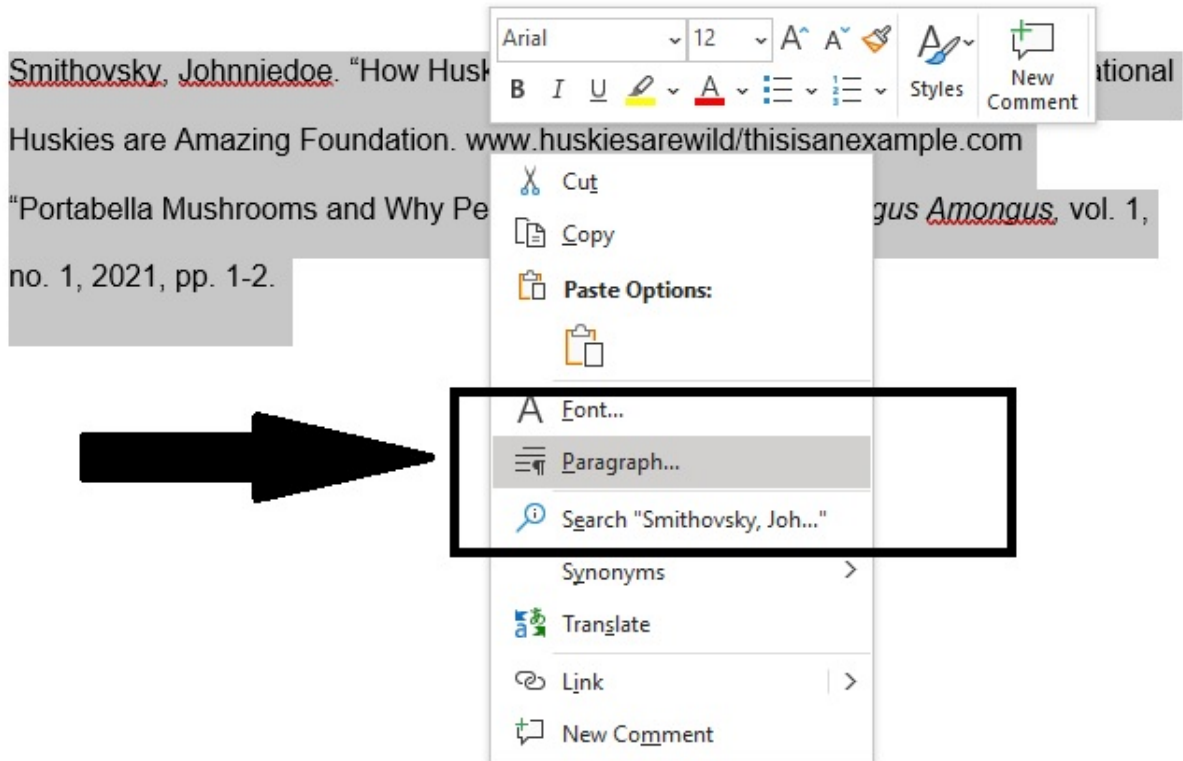
Smithovsky, Johnniedoe. "How Huskies are Wild and Crazy." *Huskies are Wild*. National Huskies are Amazing Foundation. www.huskiesarewild/thisisanexample.com
 "Portabella Mushrooms and Why People Eat Them." *There's Fungus Amongus*, vol. 1, no. 1, 2021, pp. 1-2.

In Microsoft Word

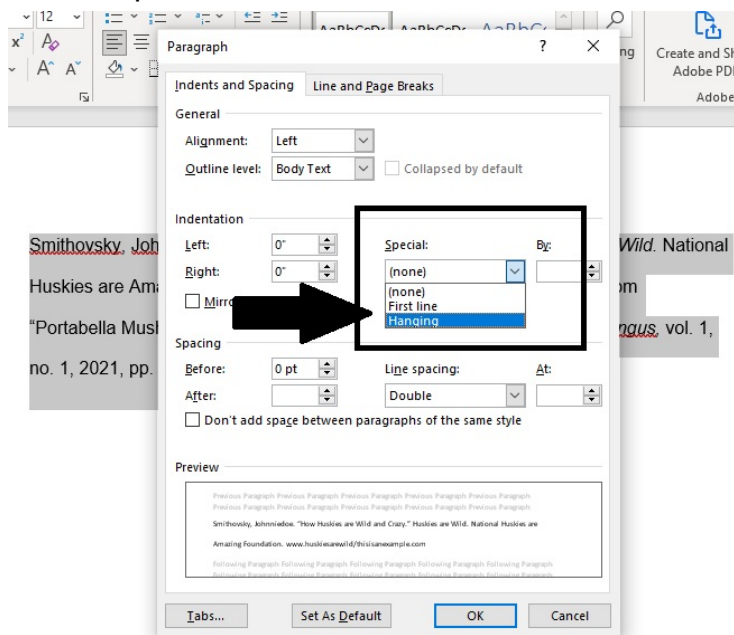
- Select/highlight all of the text desired to have a hanging indent (e.g., all of the Works Cited or References page).

Smithovsky, Johnniedoe. "How Huskies are Wild and Crazy." *Huskies are Wild*. National Huskies are Amazing Foundation. www.huskiesarewild/thisisanexample.com
 "Portabella Mushrooms and Why People Eat Them." *There's Fungus Amongus*, vol. 1, no. 1, 2021, pp. 1-2.

- Right-click in the center of the highlighted text, and select “Paragraph.”



- Select “Special” in the dialog box that opens, and then “Hanging” from the drop-down menu. Select “OK”.



- This should make the hanging indent.

Smithovsky, Johnniedoe. "How Huskies are Wild and Crazy." *Huskies are Wild*. National

Huskies are Amazing Foundation. www.huskiesarewild/thisisanexample.com

"Portabella Mushrooms and Why People Eat Them." *There's Fungus Amongus*, vol. 1,

no. 1, 2021, pp. 1-2.