


How to know how your classes meet this term.


Online - Virtual - Hybrid - In Person. . . the description of your schedule can feel confusing. Here's how to know how your class will meet.

My Applications



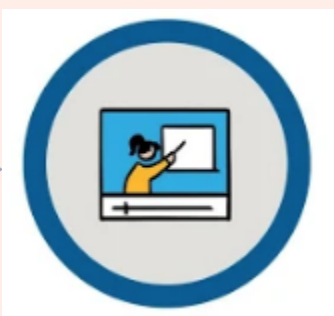
Using the MyLB Portal, log in and go to Webrunner.

- Go to Student tab.
- Click on Registration.
- Click on Student Detail Schedule




Virtual class

- The class CAMPUS will be: REMOTE
- The class will show a TIME and DAY(S)
- The class WHERE/LOCATION will be Internet VIRTUAL
- Virtual means you need to log in and meet virtually on the specified day at the specified time.
- Some virtual classes may also have an Online component for asynchronous work.



Online class

- The class CAMPUS will be: REMOTE
- The class TIME will be empty or TBA
- The class WHERE/LOCATION will be Internet ONLINE
- Online classes are asynchronous; all class content is delivered remotely and there are no designated meeting times.



Hybrid class

- Hybrid is a combination of face-to-face and remote (virtual or online)
- Hybrid classes have two lines in your schedule. One that shows the details of the face-to-face portion and one that shows the details of the remote (online or virtual) portion.



Face to Face class

- The class CAMPUS will be: a location (Albany Campus, Benton Center, etc)
- The class will show a TIME and DAY(S)
- The class WHERE/LOCATION will show a building and a classroom
- Face to Face classes meet in person on specified days and times. Face coverings are required for Face to Face classes during Winter Term.